

Fairmount Park Elementary: Achieving a “C” After One Year of External Operation

Fairmount Park Elementary School Demographics

Number of students: **579**
Number of core teachers: **29**
Percent free and reduced meals: **100%**
Percent special education: **20%**

Percent Black: **82%**
Percent White: **10%**
Percent Hispanic: **5%**
Percent two or more races: **3%**

Fairmount Park Elementary School in Pinellas County, Florida, had been a “D” or “F” school for nine years straight. In 2018, under Florida’s new accountability statute, Pinellas County Schools was faced with the difficult choice of either closing the school, turning it into a charter school, or hiring an External Operator. Pinellas County Schools believed Fairmount Park could be turned around and achieve a “C” or higher, so they chose to partner with Learning Sciences International (LSI). Deputy Superintendent Dr. Corbett says, “We chose LSI as our External Operator because of our past working relationship. We’ve worked with LSI for seven years, on teacher evaluation and Schools for Rigor projects, and so we knew about the work they were doing, and we thought the work was very aligned to our own work.”

Fairmount Park had been a “D” or “F” school for nine years straight.

LSI and Pinellas County Schools worked closely and collaborated to get Fairmount Park the support they needed. The school began to see incredible results. Conditions for learning were immediately addressed and negative student behavior decreased, with referrals dropping almost 30% from the first quarter of the 2019 school year to the second quarter of the school year and office calls for student behavior incidents dropping 64% over the same time period.

Number of Student Referrals

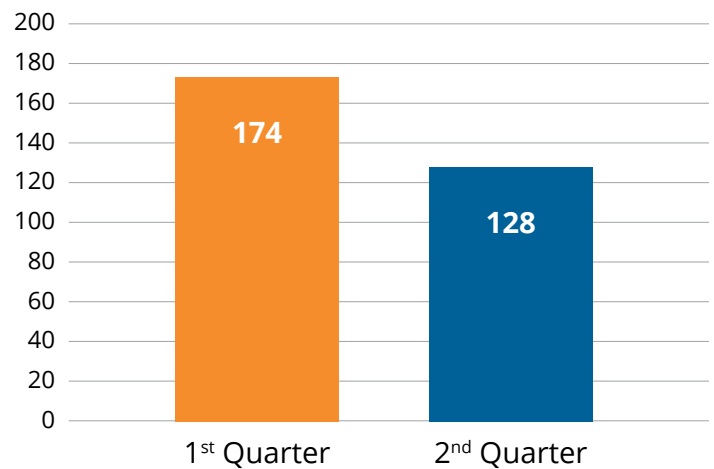


Figure 1. Behavior referrals dropped by nearly 30 percent from the first quarter of the year to the second quarter.

Avg. Daily # of Office Calls for Student Behavior

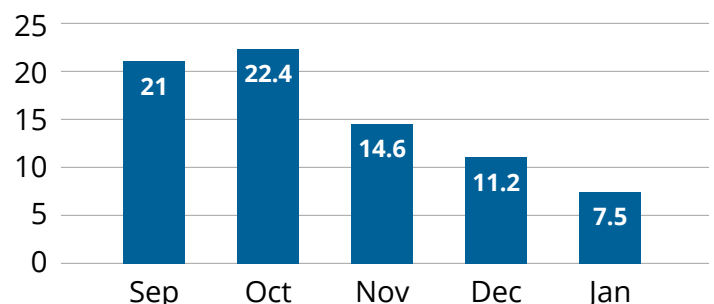


Figure 2. The average number of daily office calls for negative student behavior steadily declined from the first quarter of the year to the second, dropping 64 percent.

After a year of intensive work, Fairmount Park students saw impressive gains on the Florida Standards Assessment (FSA) state test. ELA proficiency increased by two percent and mathematics proficiency increased by five percent. ELA learning gains of the lowest 25% increased by 34 percent and mathematics learning gains of the lowest 25% increased by 30 percent. Fairmount Park was able to gain a hard-earned 11 percentage

points and rise in the Florida school grade calculations from a "D" to a "C", exiting turnaround status for the first time in nine years.

ELA learning gains of the lowest 25% increased by 34 percent and mathematics learning gains of the lowest 25% increased by 30 percent.

Fairmount Park's Learning Gains and Achievement

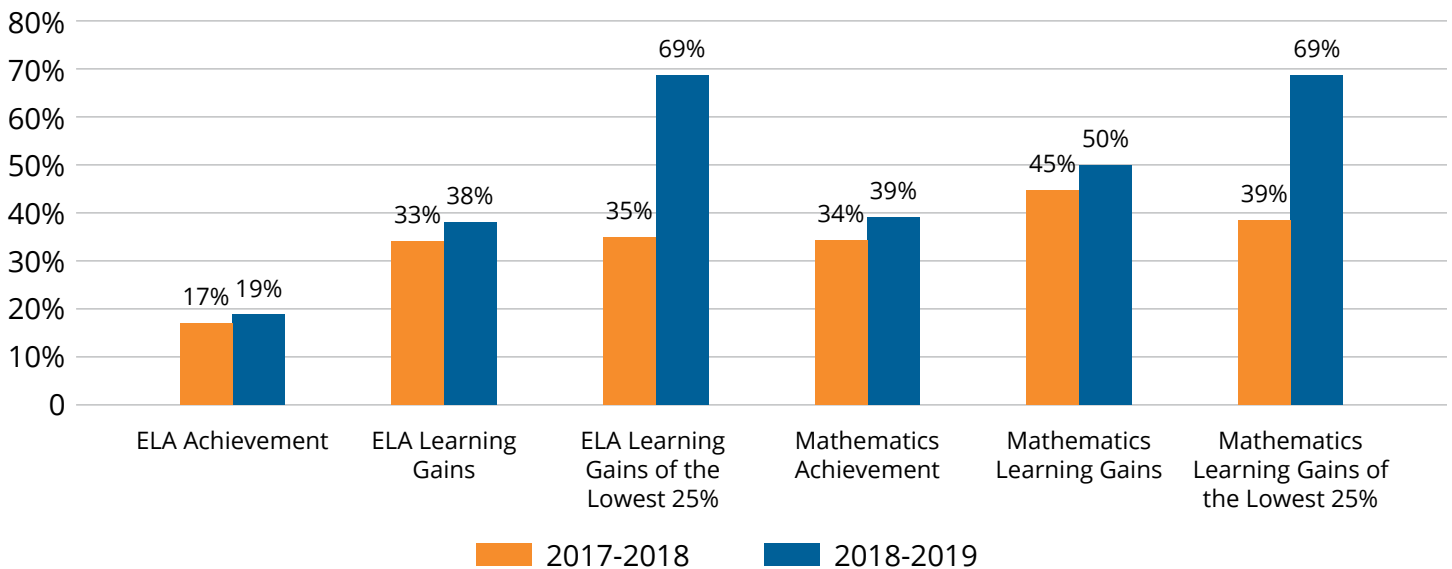


Figure 3. Learning gains and achievement rose across all categories for ELA and Mathematics.

District	School	Before LSI	After LSI	Change
		Grade 2018	Grade 2019	
Pinellas	Fairmount Park Elementary	D (32%)	C (43%)	▲ 11%

Figure 4. In one year, Fairmount Park increased from a low "D" to a "C" school letter grade. This equates to moving 11 percent points from 32% (D = 32 to 40%) to 43% (C = 41 to 53%).